

Innovative
solutions for
mobile comfort.



Mobile Toilets - Toilet Care products - Refrigerators - Cooking Appliances - Doors

THETFORD
Loving leisure




TABLE OF CONTENTS

Who is Thetford?	3
Portable Toilets	4-6
Built-in Toilets	7-12
Cassette Toilets	
Toilets for vehicles with permanent waste-holding tank	
Toilet Care products	13-16
Refrigerators	17-20
Cooking Appliances	21-23
Service Doors	24-25



Who is Thetford?

We all want to relax and be free of worry on our holidays, which is why Thetford offers only the best products.

You may know Thetford as the inventor of the world-famous portable toilet, the Porta Potti, or as the inventor of the Cassette Toilet or the original toilet fluids, like Aqua Kem Blue. These are just a few of the many solutions from Thetford...

INNOVATIVE MARKET LEADER

The fact is that Thetford is not only the world's leading manufacturer of mobile sanitary systems, Toilet Care products, and accessories such as service doors for caravans and motor homes, Thetford is also one of the leading manufacturers of mobile refrigeration systems and kitchen appliances.

For more than 35 years, Thetford has been designing and developing mobile solutions for the leisure market. Our aim is to provide the best in mobile systems and related products - the best value, the best quality and the best service.

With the acquisition of the leading Italian manufacturer of top-of-the-range toilets for luxury yachts (Tecma) and the leading British manufacturer of high-quality cooking appliances (Spinflo), Thetford is able to provide its worldwide customer base with a complete range of innovative products for caravans, motor homes, holiday homes and yachts. We can say with pride that innovation, long-term experience and knowledge are essential components of our strength and success.

SERVICE & SUPPORT

At Thetford, you can rely on the best advice and support. Our extensive service network consists of a large number of service centres that provide guidance and support at many locations. We also have a comprehensive online presence offering product information, service tools, points of sale and service centre information in many languages on our website: www.thetford-europe.com. Of course, you are also welcome to contact us directly - our customer service team is here to help you!

QUALITY, SAFETY & THE ENVIRONMENT

Thetford products satisfy even the most stringent legal requirements in all European countries. Thetford is the only brand in Europe with products that have conquered the Dutch eco-label Milieukeur (Aqua Rinse, Aqua Kem Green) and the German eco-label Der Blaue Engel (Aqua Rinse, Aqua Kem Green, Aqua Kem Natural).

Thetford has a pro-active Environment, Health and Safety policy. Our quality management system is certified in accordance with ISO 9001:2000. This certification forms the basis of the quality standard we apply to all our products.



For that real carefree holiday feeling, you can always rely on Thetford!



Portable Toilets

If you are looking for a comfortable, practical and durable portable toilet that doesn't have to be connected to a drainage or water system, Thetford has the perfect solution for you: the Porta Potti. Discover this world renowned Thetford invention for yourself!

YOUR OWN TOILET: ANYWHERE AND ANYTIME

Because the toilet is compact, lightweight and easy to use, the Porta Potti is often used in caravans, motor homes, boats, folding trailers and even summer houses. But these portable toilets also come in handy during house renovations or just as a second toilet. The Porta Potti is simple to transport and really can be placed anywhere.

QUALITY FIRST

We pay a lot of attention to quality, thereby ensuring that your Thetford Porta Potti will give you many years of trouble-free service. Porta Pottis are made of durable high-grade plastic, which, combined with their rounded shape, means they are easy to clean and maintain. And these portable toilets have many innovative features that optimise comfort and ease of use, such as an integrated emptying spout, a luxury electric flushing system and a level indicator for the waste-holding tank. Examples of this are the integrated toilet roll holder and the emptying spout, the luxurious electric flushing system as well as level indicators for the waste-holding tank and the flush-water tank.

NEW GENERATION

Comfortable, practical and durable toilets, that is what Thetford represents. We proudly introduce two new Porta Potti product series: Porta Potti Excellence and Porta Potti Qube.

ADVANTAGES OF THE PORTA POTTI

- Produced by the inventor of the portable toilet
- Excellent quality thanks to many years of experience with mobile sanitary equipment
- 3 Year warranty
- Durable and practical to use
- Lightweight, high quality plastics
- Integrated emptying spout
- Convenient vent button for splatter-free emptying
- Choice of several flushing systems
- Integrated cover lock (for ease of use when having to walk with the flush-water tank)
- 2 Free samples of Thetford toilet care products enable you to start using your Porta Potti immediately
- Extensive range of Thetford toilet care products and spare parts available worldwide



Porta Potti®
EXCELLENCE

Porta Potti®
QUBE



Thetford presents a new generation of portable toilets. Having invented the Porta Potti, we draw upon our many years of experience to once again meet the demands of our customers.

A revolutionary design, optimum quality and functionality are what you can expect. We are proud to present our two new product series:

Porta Potti Excellence and Porta Potti Qube.

PORTA POTTI EXCELLENCE

With the introduction of the Porta Potti Excellence we offer a true diamond among portable toilets. It is our solution as to how to produce a superior mobile sanitary experience, moulded into a sleek and sophisticated new design. The Porta Potti Excellence truly reflects the knowledge and experience of its manufacturer down to the very last detail. A true designer toilet, it is available in modern colours such as white, ivory, ruby red and granite. The Excellence not only stands out from other portable toilets in its unique design, it also distinguishes itself by its shape and seat height, comparable to your toilet at home. Combined with the large seating surface, the Porta Potti Excellence is comfortable for all ages.


This design offers an integrated control panel with pump, water filling unit and level indicator for the flush-water tank. The Porta Potti Excellence is standard equipped with a toilet roll holder and a level indicator for the waste-holding tank. The level indicators tell you when to empty the waste-holding tank and when to fill the flush-water tank.

Thanks to its luxurious appearance and its high comfort level, the Porta Potti Excellence can be used at any location, whether on a camp site, a boat, or even at home.

PORTA POTTI QUBE

Porta Potti Qube forms the basis for our new generation of durable portable toilets. We guarantee all the quality you have become accustomed to, transformed into a new and fresh design. The smooth lines and subtle curves are not just important towards the appearance of our toilets, they also provide optimum comfort and ease of use. The toilets are equipped with an integrated cover lock, a recess for opening the cover, an improved blade opener as well as a more comfortable handle on the waste-holding tank. The stopper on the waste-holding tank holds the emptying spout in position, making it easier to mount one tank on top of the other.

Our Porta Pottis come with a three year warranty.



HOW DOES THE PORTA POTTI WORK?

The toilet consists of two sections: the upper section is a combined flush-water tank and toilet bowl with a detachable seat and a detachable cover. The lower part is the waste-holding tank. There are two different product series, Porta Potti Qube and Porta Potti Excellence, making some features model-specific.

- 1 The two parts are easy to attach and detach using a handle at the rear of the toilet.
- 2 Adding the correct dosage of Thetford Toilet Care products to the waste-holding tank using the emptying spout is simple (*Read more about Thetford Toilet Care products on pages 13-16*).
- 3 The flush-water tank is easily prepared by removing the cap from the water filler opening and attaching the water chute.
- 4 Water and flush-water fluid (*Aqua Rinse*, see page 15) can be poured directly into the top of the flush-water tank.
- 5 The lightweight waste-holding tank is easy to carry. The Porta Potti Excellence comes with free samples of toilet care products and is equipped with an integrated toilet roll holder.
- 6 All models feature a unique integrated rotating emptying spout, making emptying as simple as can be. There is no need to dismantle or clean separate parts. The waste-holding tank also has a vent button, which you press while emptying to prevent unpleasant splashing. The stopper on the waste-holding tank holds the emptying spout in position, making it easier to mount both tanks on top of each other.

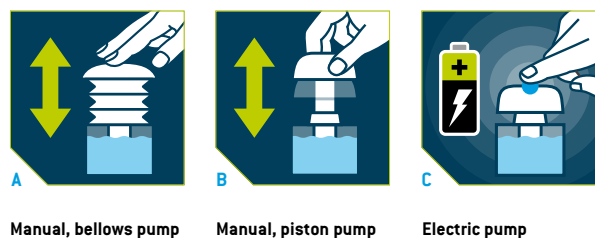
The level indicators that are standard equipped on the Porta Potti Excellence tell you when to empty the waste-holding tank [7] and when to fill the flush-water tank [8].



FLUSHING THE TOILET IS SIMPLE

Depending on the model, the Porta Potti comes with a manually operated bellows pump (A); a manually operated piston pump (light, easy to use and ensures a strong flush) (B); or a luxury electric flushing system (six 1.5V AA batteries, enough for 500 to 700 flushes) (C).

So there's something for everyone.



Portable Toilets *(Product range may vary per country)*

	PP Qube 145	PP Qube 165	PP Qube 335	PP Qube 345	PP Qube 365	PP Excellence	
Comfort level	● ○ ○	● ○ ○	● ● ○	● ● ○	● ● ○	● ● ●	● ● ● +
Size	Medium	Large	Small	Medium	Large	Large luxury	Large luxury
Dimensions h x w x d (mm)	330 x 383 x 427	414 x 383 x 427	315 x 342 x 382	330 x 383 x 427	414 x 383 x 427	458 x 388 x 450	458 x 388 x 450
Seating height (mm)	324	408	308	324	408	443	443
Colour	Grey	Grey, Ivory	White	White	White*, Ivory, Ruby Red	White*, Ivory, Ruby Red	Granite
Flushing system	Bellow	Bellow	Piston	Piston	Piston	Piston	Electric
Waste-holding tank level indicator	No	No (Grey) Yes (Ivory)	Yes	Yes	Yes	Yes	Yes
Waste-holding tank capacity	12 L	21 L	10 L	12 L	21 L	21 L	21 L
Flush-water tank level indicator	No	No	No	No	No	Yes	Yes
Flush-water tank capacity	15 L	15 L	10 L	15 L	15 L	15 L	15 L
Net weight	3.6 Kg	3.9 Kg	3.3 Kg	3.8 Kg	4.0 Kg	5.5 Kg/ 6.0 Kg*	5.8 Kg
Additional information	- 2 free samples	- 2 free samples	- 2 free samples - Hold down kit	- 2 free samples	- 2 free samples - *Hold Down Kit optional	- 2 free samples - Toilet roll holder - *with grey floorplate optional	- 2 free samples - Toilet roll holder

ACCESSORIES

Various accessories are available from our dealers to give even more comfort and functionality to your Thetford products.

- Piston pump: manually operated pump, which is light and easy to use, and ensures a strong flush.
- Hold Down Kit: a kit to attach the Porta Potti to the floor of your boat, wherever you want.

One simple action releases the toilet. Thanks to this kit your portable toilet offers a comfortable and relatively cheap alternative to installing a waste-water tank.





Built-in Toilets

The Cassette Toilet

The Cassette Toilet, another great Thetford invention, has a removable waste-holding tank and is the ultimate sanitary solution for your caravan or motor home. The Thetford Cassette Toilet surpasses any comparable toilet for ease of use, and its unique design ensures it fits in every modern caravan and motor home interior.

THE PERFECT MOBILE TOILET SOLUTION

The Cassette Toilet is a built-in toilet consisting of two parts: a permanently installed toilet and a removable waste-holding tank. You can easily access and take out the waste-holding tank via a small door on the outside of the vehicle, making it much easier to prepare the toilet for use and to maintain the tank.

The Cassette Toilet is manufactured from high-quality, lightweight materials, has a powerful yet quiet flushing system, and advanced fixtures and fittings. What's more, the toilet will form an integral part of the bathroom of any caravan or motor home. Combined with Thetford Toilet Care products, the Thetford Cassette Toilet is the ultimate sanitary solution for your caravan or motor home!



ADVANTAGES OF THE CASSETTE TOILET

- Optimal use of space
- Lightweight, high-quality plastic
- Durable, user-friendly and maintenance-friendly
- Easy access to the waste-holding tank from the outside
- Powerful flushing system: choice of manual or electric (12V)
- Quiet to use: no noise nuisance compared to other suppliers
- Level indicator: shows when the waste-holding tank needs to be emptied
- Built-in rotating emptying spout
- Vent button for emptying without splashing
- Automatic pressure release vent: prevents build-up of gases and ensures splash-free opening of the waste-holding tank
- Independent water supply or connected to your vehicle's central water tank

HOW THE CASSETTE TOILET WORKS

To prepare the toilet for use:

- 1 Open the access door on the outside of your caravan or motor home and remove the waste-holding tank.
- 2 Simply dose the waste-holding tank with a Thetford Toilet Care product (e.g. Aqua Kem Blue / Aqua Kem Green, see page 14) using the built-in rotating emptying spout. No separate parts need to be dismantled and cleaned.
- 3 For models that have their own flush-water tank, you also need to fill this tank. Depending on the model, open the water-filling door or the access door to add flush-water fluid (Aqua Rinse, see page 15) and fill up with water.

The toilet is now ready for use.

- 4 A level indicator is activated as soon as the waste-holding tank is about two thirds full, and it shows you when the tank needs to be emptied.
- 5 Then all you have to do is remove the waste-holding tank and empty it - splash-free thanks to the unique vent button - into the nearest authorised waste dump.

After this, you should prepare the toilet ready for use again.

Tip! Did you know that Thetford offers Toilet Care products that can be emptied into a septic tank? Read more on page 13-16.



ACCESSORIES

Various accessories are available through our dealers to give even more comfort and functionality to your Thetford products.

For all Cassette Toilet models

- Outside vent: ventilates odours from the waste-holding tank to the outside of the vehicle (standard on C403-L)
- Extra waste-holding tank

For Cassette Toilet C250

- Electric ventilator: automatically filters smells from the waste-holding tank - odourless - to the outside of the vehicle
- Filter for the electric ventilator (filter lasts an average season's use)



Cassette Toilets



	C200-CS	C200-CW	C200-CWE	C402-C	C403-L
Flushing system	Electric	Manual	Electric	Electric	Electric
Waste-holding tank capacity	17 L	17 L	17 L	19.3 L	19.3 L
Flush-water tank capacity	-	7 L	8.3 L	15 L	-
Waste-holding tank level indicator	1 indication level	1 indication level	1 indication level	1 indication level	3 indication levels
Flush-water tank level indicator	-	No	No	No	-
Outside vent	Optional	Optional	Optional	Optional	Standard
Electric ventilator	-	-	-	-	-
Waste-holding tank on wheels	No	No	No	Yes	Yes
Removable mechanism	No	No	No	Yes	Yes
Net weight	7.2 Kg	7.6 Kg	7.6 Kg	8.1 Kg	8.1 Kg
Electric blade opener	-	-	-	-	-
Waste Pump-Out system	-	-	-	-	-
Ceramic Bowl	-	-	-	-	-

These models are available for retrofitting by consumers - they are supplied with Service Door 3 (more on Service Doors, see page 24-25)



Electric	Electric
17.5 L	17.5 L
-	8 L
1 indication level* ¹⁾	1 indication level* ¹⁾
-	Optional ¹⁾
-	-
Optional	Optional
Yes	Yes
Yes	Yes
7.8 Kg 17.1 Kg**	7.9 Kg 17.2 Kg**
Optional ¹⁾	Optional ¹⁾
-	-
Optional ¹⁾	Optional ¹⁾

* Optional: multi-level indicator

** Toilet with ceramic toilet bowl

C200-CS



C200-CW
C200-CWE



C250-CWE
C250-CS



C402-C
C403-L



1) Only available through Original Equipment Manufacturer

NEW! Fresh-up Set

A BRAND NEW START FOR 'OLDER' TOILETS

Thetford offers second-hand buyers a simple and economic way to make the built-in Cassette Toilet as good as new. Also caravan and motor home owner who just want to freshen up their older Cassette Toilet can benefit from this product.

The toilet set combines a seat and cover with a waste-holding tank together with free toilet fluids to freshen up the toilet completely. The Fresh-up Set is available for the Cassette Toilets C2, C3, C4, C200 and C400.



Toilets for vehicles with a permanent waste-holding tank

As well as the Cassette Toilets (toilets with a removable waste-holding tank), Thetford also offers built-in toilets for vehicles that have their own permanent waste-holding tank. These toilets are hooked up to the vehicle's central water tank.

	Profile	Operation	Dimensions h x w x d (mm)	Weight	Extra information
Aqua Magic V 	High / low	Hand operated by two handles	High 470 x 384 x 435 Low 356 x 384 x 435	High 4.0 Kg Low 3.6 Kg	Light-weight; easy to install, use and service Better flush; full bowl coverage
Bravura 	High / low	Single foot pedal operation	High 454 x 421 x 513 Low 356 x 421 x 513	High 7.3 Kg Low 6.8 Kg	Deep bowl ensures less splashing Easy cleaning, installation and access of parts



Toilet Care products

For more than 35 years, Thetford has been designing and developing Toilet Care products to keep our mobile toilets functioning superbly. The researchers working in our renowned laboratories and external institutes are constantly developing and testing new products. Being 'The Original' we want to give you the best that money can buy!

SPECIAL CARE REQUIRED

The experiences of users and our own extensive tests have shown that mobile sanitation systems require special care and maintenance. To avoid possible damage, faster wear-out or problems when emptying the waste-holding tank, we advise using Thetford Toilet Care products. Our products are there to guarantee trouble-free and comfortable use of your portable or built-in toilet. You can rely on our 35 years of experience in developing Toilet Care products!

DAILY AND PERIODICAL CARE

There are Thetford Care products for daily and periodical care of your mobile toilet and waste-water tank. Thetford also develops and manufactures other care products to clean, maintain and protect the interior of your caravan or motor home so you can enjoy a relaxed and carefree holiday.

QUALITY AND CARE FOR THE ENVIRONMENT

Products from Thetford comply with all legal requirements in all European countries. All of our products were tested for their functionality. Moreover, many of our products are tested for their biodegradability and suitability for waste treatment plants.

End users, camping organisations and government bodies all acknowledge the high standard and quality of Thetford products. Moreover, many of our products have been certified in various countries for their high level of environmental awareness. These certifications include the Dutch eco-label Milieukeur (Aqua Rinse, Aqua Kem Green) and the German eco-label Der Blaue Engel (Aqua Rinse, Aqua Kem Green, Aqua Kem Natural).



WHY USE THETFORD TOILET CARE PRODUCTS?

- Complete range of high-quality products for daily use and periodical maintenance
- Products come in a variety of pleasant smells and colours to disguise toilet waste
- Concentrated formula means they are economical to use and easy to pour
- Measuring strip makes for easy application of the correct dose
- Safe for plastic and rubber toilet parts
- Global availability
- Stable reliable quality
- Complies with all EU and national legislation
- Granted several environmental certifications: the only brand in Europe with products that have conquered the Dutch eco-label Milieukeur (Aqua Rinse, Aqua Kem Green) and the German eco-label Der Blaue Engel (Aqua Rinse, Aqua Kem Green, Aqua Kem Natural).
- 35 years of experience in designing and developing mobile toilets and Toilet Care products
- Continuous research and development: we are always looking at ways to improve our products

Toilet Care products for the waste-holding tank

ALL THE WASTE-HOLDING TANK PRODUCTS FOR DAILY USE:

- Suppress unpleasant smells
- Promote the breakdown of solids and toilet paper
- Reduce the formation of gas
- Keep your waste-holding tank pure and clean
- Protect moving parts and extend the lifespan of the toilet

As well as these qualities, each waste-holding tank product has its own specific benefits.



AQUA KEM BLUE

A powerful toilet fluid for daily use. This popular toilet fluid has a lovely, fresh scent and lasts four to five days with average use. Even if Aqua Kem Blue freezes, it will still be effective after it defrosts. **Packaging:** 1 of 2L bottle, 1L dosage bottle / **Dosage:** 120ml per 20L waste-holding tank capacity



AQUA KEM GREEN

A toilet fluid with biological action for daily use. Aqua Kem Green biologically stimulates the breakdown of toilet waste in the waste-holding tank. Aqua Kem Green acts for a maximum of three to four days with average use. It remains liquid up to -20°C and even if it does freeze, is still effective after defrosting. This product is particularly suitable when emptying the waste-holding tank into septic tanks on camp sites.

Packaging: 1.5L bottle, 375ml flask / **Dosage:** 150ml per 20L waste-holding tank capacity



AQUA KEM NATURAL

Effective toilet pearls for daily use. Aqua Kem Natural has a pleasant neutral scent and biological action. The toilet pearls, pre-packaged in handy, lightweight pouches (1 pouch = 1 dose) biologically stimulate the breakdown of waste in the toilet's waste-holding tank. Aqua Kem Natural can be emptied into a septic tank*. With average use, Aqua Kem Natural acts for a maximum of three to four days.

Packaging: Box with 10 pouches / **Dosage:** 1 pouch



AQUA KEM SACHETS

Sachets filled with powder for daily use. Aqua Kem sachets are toilet sachets that are completely dissolvable in water. This means you can apply the right dose easily and economically. All you have to do is place the sachets directly into your waste-holding tank, and they dissolve quickly. For average use, one dose is effective for a maximum of four to five days. **Packaging:** Resealable canister with 15 sachets / **Dosage:** 1 sachet



CASSETTE TANK CLEANER

A powerful fluid for periodical cleaning and maintenance. Cassette Tank Cleaner easily removes stubborn calcium deposits that can form on the moving parts and walls of the tank, no scrubbing required! Cassette Tank Cleaner thoroughly cleans the waste-holding tank and prolongs its life span. **Packaging:** 1L bottle / **Dosage:** 300ml



Before



After

* Test ISO 11734

Toilet Care products for the flush-water tank



AQUA RINSE

A lavender scented toilet fluid for daily use. Aqua Rinse keeps the flush-water fresh and ensures that your toilet flushes effectively. After you use Aqua Rinse, it leaves a protective layer in the toilet bowl that prevents deposits forming. Moreover, its lubricating action makes the blade of your waste-holding tank easier to open and close.

Packaging: 1.5L bottle, 400ml flask / **Dosage:** 100ml per 15L flush-water tank capacity



More Thetford Care products



AQUA SOFT TOILET PAPER

A specially developed super-soft toilet paper that quickly dissolves in your waste-holding tank. This prevents clogging and makes the waste-holding tank easier to empty. Ordinary toilet paper doesn't break down so easily and can cause blockages. When you use Aqua Soft, you prevent malfunctions or damage to your waste-holding tank while also protecting its moving parts. **1= Ordinary toilet paper, 2= Aqua Soft Paper**



SEAL LUBRICANT

A lubricant for the periodical care, protection and lubrication of seals, locks, hinges, awning rails, bicycles, etc. Thetford Seal Lubricant has been specially developed for our toilets and is absolutely safe to use. Regular use on the blade seal of the toilet, for example, ensures that it always stays pliable and will last longer.



BATHROOM CLEANER

A powerful cleaning agent for daily maintenance. Thetford's Bathroom Cleaner can be used to safely, thoroughly and easily clean all plastic surfaces in caravans and motor homes, including your Thetford toilet and the other parts and components in the bathroom. The active foam removes calcium deposits, gives a lovely shine and guarantees perfect hygiene.



TOILET BOWL CLEANER

A plastic and ceramic safe cleaning agent for the toilet bowl of mobile toilets. Thanks to its unique descaling qualities Toilet Bowl Cleaner easily removes hard water and soil deposits. It prevents growth of soil and creates a beautiful shine and brilliance. The thick concentrated formula of Toilet Bowl Cleaner coats the bowl for better cleaning and targets even the hard to reach areas of the bowl, leaving a lovely fresh scent behind and providing optimal hygiene!



TANK FRESHENER

An effective fluid for daily use and maintenance. Tank Freshener reduces and prevents deposits and the accumulation of grease in the waste-water tank and pipes, making the waste-water tank fresh and clean. No more unpleasant smells from the waste-water tank, shower, washbasin or sink of your caravan or motor home.

Packaging: 1.5L bottle / **Dosage:** 50ml per 25L waste-water tank capacity.





Refrigerators

You love to get away from it all now and then - away from the hustle and bustle, in search of rest and relaxation. With a Thetford refrigerator, you will always be comfortable on your journey. It will keep your provisions fresh, tasty and reliably cool. So you can make the most of your well-deserved rest.

QUIET AS A WHISPER

Thetford absorption fridges work in a different way from the one at home. Because Thetford fridges have no compressor, they are far quieter, so your peaceful enjoyment of caravan or motor home won't be disturbed.

QUALITY... GUARANTEED!

Thetford absorption fridges are extensively tested to our high-quality standards. You can be assured that our fridges will give a first-class performance in any situation. Thetford fridges come with a three-year guarantee instead of the usual two years. They have the CE mark of quality, are CFC-free and are almost entirely recyclable. Thetford absorption fridges: the cooler choice!

HOW THE ABSORPTION REFRIGERATOR WORKS

All Thetford absorption fridges work from the mains (230V), direct current (12V) or gas, allowing you to use your fridge in any situation. Ignition and control mechanisms do, however, differ depending on the fridge model.

- **Manual Energy Control (MEC):** MEC-fridges with piezo-electric ignition can even work using only gas - without being electrically connected. If you select gas, you press the Ignition button until the flame appears.
- **Electric Energy Selection (EES):** the desired energy source is also selected manually for fridges with electric ignition. The flame will then be ignited electrically.
- **Smart Energy Selection (SES):** automatic fridges with a Smart Energy Selection system. The SES system automatically chooses the best available energy source. If it selects gas, the gas will be ignited electrically.

ADVANTAGES OF THE ABSORPTION REFRIGERATOR

- High-quality cooling unit giving a first-class cooling performance
- Securely closed door. The door's closing mechanism ensures that the fridge will remain closed while you're driving.
- Efficient door bins. The door containers are adjustable in height and prevent leakage along the inner side of the door.
- Flexible bottle slide. The bottle slides ensure that any size or shape of bottle can be held securely in place. Also, some fridge doors have a bottle rack to keep larger bottles in place.
- Handy non-slip click strip. The plastic strip on the storage racks in the fridge ensures that food cannot shift while in transit.
- Flame indicator. Immediately after ignition, the flame indicator on the control panel shows whether the flame is lit; stooping to look for the flame is a thing of the past!
- Defrost cycle and self-diagnosis. All Premium LCD fridges are equipped with an automatic defrost cycle, which prevents ice collecting on the freezer element and makes manual defrosting unnecessary. These fridges have a reliable self-diagnosis system so that, should a failure occur, the error code for the specific problem is displayed on the control panel.
- Rounded or flat door. Thetford fridges have a modern flat or rounded door. The rounded door gives the fridge a sleek appearance that integrates perfectly with the interior of your caravan or motor home. Models with a rounded door have a greater capacity.

DELUXE LINE & PREMIUM LCD LINE

Thetford offers two lines of absorption fridges: the Deluxe line and the Premium LCD line.

The Thetford Deluxe line is a complete range of fridges with many advantages, such as efficient door containers, flexible bottle slides and a handy flame indicator. You can choose from piezo (MEC) or electric ignition (EES).

The Premium LCD line is equipped with many modern conveniences. It has a unique LCD display indicating the cooling level you have entered and the selected energy source. A self-diagnosis system so that should a problem occur, an error code is displayed on the control panel, which you can look up in the manual to discover what the problem is and how to correct it. All are available with electric (EES) or automatic operation (SES). What more could you want?



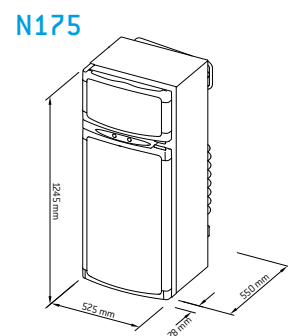
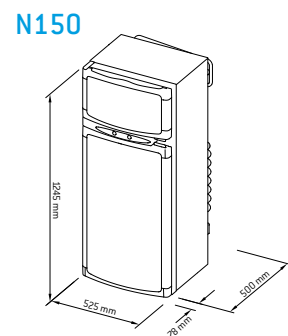
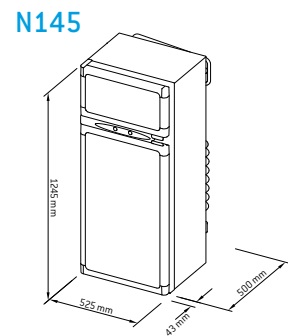
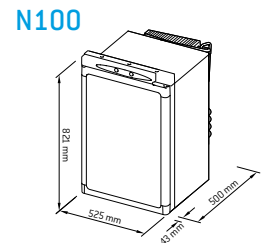
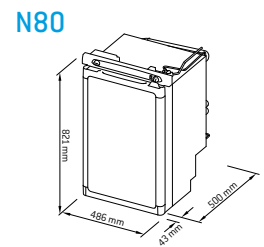
The frameless Door

The frameless Door is an innovative door panel suitable for Thetford Deluxe line and Premium LCD line absorption refrigerator cabinets with a rounded design*. What makes this door so unique to Thetford is that it has virtually no frame. Whereas until now, most refrigerators have had bulky plastic frames, the visible plastic parts on the Thetford frameless Door have been reduced to a minimum, giving the refrigerator a stylish, modern look that would fit well in any designer kitchen!

The frameless Door is now exclusively available to manufacturers of caravan and motor homes to exploit its virtually unlimited customisation possibilities.

* Except N80





Type	Deluxe line	Premium LCD line	Premium LCD line	Premium LCD line	Premium LCD line
Dimensions h x w x d (mm)	821 x 486 x 543 Depth incl. door	821 x 525 x 543 Depth incl. door	1245 x 525 x 543 Depth incl. door	1245 x 525 x 578 Depth incl. door	1245 x 525 x 628 Depth incl. door
Gross volume incl. freezer	81 L	97 L	141 L	149 L	175 L
Freezer volume	10 L	11 L	23 L	25 L	31 L
Wheel arch model	Yes	No	No	No	No
Door shape	Flat	Flat	Flat	Rounded	Rounded
Operation*	MEC	EES	SES	SES	SES
Display	Flame meter	LCD	LCD	LCD	LCD
Automatic defrosting cycle	No	Yes	Yes	Yes	Yes
Input 230V** (kWh/24h)	2.5 kWh	2.8 kWh	4.0 kWh	4.0 kWh	4.0 kWh
Input gas** (gr/24h)	300 gr	330 gr	420 gr	420 gr	420 gr
Net weight	22 Kg	29 Kg	38 Kg	38 Kg	40 Kg
Additional information	Compact	Compact with larger freezer (standard width)	Large, double-door fridge freezer	Large, double-door fridge freezer	Large, double-door fridge freezer

* MEC: Manual Energy Control EES: Electric Energy Selection SES: Smart Energy Selection ** Average energy use at an ambient temperature of 25°C

ACCESSORIES

Various accessories are available through our Thetford dealers to give even more comfort and functionality to your Thetford products.

- Ventilator Kit. The fridge ventilator greatly improves the circulation of the air flow around the fridge and aids the air flow across the condenser, regulating temperatures and maximizing the overall cooling performance of your fridge. So even in high ambient temperatures, your Thetford refrigerator will keep your provisions naturally fresh, tasty and reliably cool. The Thetford Ventilator Kit is thermostat-controlled (operates on 12V) and easy to install (all needed parts are included in the kit).
- Vents. A Thetford vent gives a nice finish to the ventilation opening on the outside of your vehicle (the ventilation opening is needed for correct fridge operation). Available in different colours and sizes to optimally fit your vehicle.
- Vent covers. A nicely designed cover that can be placed over the ventilation grill during winter storage, while cleaning or when the temperature is below 8°C.





Cooking Appliances

Thetford hobs, ovens, grills, sinks and gas fires are world-renowned for their high-quality and home-like design. Whether you have a holiday home, caravan or motor home, we have the appliances to suit your situation and budget!

QUALITY APPLIANCES...

All Thetford products have reliable domestic-size knobs, are easy to install and are available in many different materials and finishes. All Thetford cooking appliances can be equipped with either piezo-electric, 12V or 240V spark ignition systems and feature domestic-style burners and taps with flame-failure devices. Made with uncompromising quality, these are just a few of the many advantages of Thetford cooking appliances.

Of course, every Thetford product is thoroughly tested to ensure ultimate safety and customer satisfaction. It goes without saying that all products are approved to the latest European standards (EN30).

ADVANTAGES

- High-quality materials and components
- Contemporary, home-like design
- Domestic-size knobs
- Easy to clean
- Optimal use of space
- Good finishing
- Manufacturers' customisation possibilities are virtually unlimited



Hobs



Bowls



	Model	Topline hob	Rectangular hob	Triangular hob	Rectangular bowl	Triangular bowl	Kitchen Centre
Dimensions h x w x d (mm)		546 x 482 x 105	540 x 445 x 100	480 x 480 x 100	400 x 445 x 140	480 x 480 x 140	470 x 360 x 153
Material		Toughened glass coated steel trim & steel frame	Stainless steel	Stainless steel	Stainless steel	Stainless steel	Stainless steel
Burners		2 x 1.5 kW + 1 rapid burner (2.5 kW)	2 x 1.5 kW + 1 rapid burner (2.5 kW)	3 x 1.5 kW	-	-	-
Knobs		Black (40 mm)	Black (40 mm)	Black (40 mm)	-	-	-
Weight		10.7 Kg	5.3 Kg	4.1 Kg	1.7 Kg	1.5 Kg	5.2 Kg
Optional		- Electric ignition	- Electric ignition	- Electric ignition - Available in left- and right-hand versions	-	- Available in left- and right-hand versions	-

Oven & grill combination



Hob, oven & grill combination



Dimensions h x w x d (mm)	445 x 456 x 440
Oven capacity	36 L
Total heat input grill	1.6 kW
Total heat input oven	1.6 kW
Total heat input gas hotplate	-
Weight	13.5 Kg
Accessories	Oven shelf, multi-function pan, detachable handle, pan trivet

Dimensions h x w x d (mm)	468 x 456 x 500
Oven capacity	36 L
Total heat input grill	1.6 kW
Total heat input oven	1.6 kW
Total heat input gas hotplate	2 x 1.5 kW + 1 x 1.0 kW
Weight	21.5 Kg
Accessories	Oven shelf, multi-function pan, detachable handle, pan trivet





Service Doors

Thetford is an expert when it comes to doors. We have been a market leader in producing service doors for many years. In combination with our practical storage boxes, you'll get optimum use of space with a modern look!

SERVICE DOORS: CREATING EXTRA ACCESS

With Thetford Service Doors you can create extra and easy access to certain areas in your caravan or motor home. Thetford offers a range of elegantly designed, high quality service doors, and all models are produced using high quality, lightweight plastics, making them extremely durable.



ADVANTAGES OF THE SERVICE DOOR

- Modern, streamlined appearance
- Watertight and UV resistant
- Double seal ensures optimum insulation
- Special push-button locks allow the doors to be closed securely, so they can't spring open unexpectedly or be forced open
- Easy self-installation: Thetford service doors are easy to install yourself, horizontally or vertically
- An easy step-by-step guide is supplied along with a template for creating the opening in the vehicle wall
- Thetford service doors are suitable for all walls with a thickness of between 23 and 39 mm



	Model 3	Model 4	Model 5	Model 6	Model 7
Application	Compact general door & standard Cassette Toilet door	Gas cylinders and water tanks	Water tanks & general luggage door	General luggage door for large objects	General luggage door for large objects
Total dimensions h x w	385 x 335 mm	700 x 395 mm	785 x 340 mm	1038 x 465 mm	1108 x 346 mm
Door/opening dimensions h x w	330 x 280 mm	630 x 330 mm	730 x 280 mm	980 x 400 mm	1051 x 282 mm
Push-button latch with lock	1	2	2	3	3
Push-button latch	1	-	-	-	-
Colour	White Cream white Light grey	White Cream white Light grey	White Cream white Light grey	White Light grey Dark grey	White



www.thetford-europe.com

Have you visited our website yet?

Enter www.thetford-europe.com, enter the virtual world of Thetford. On our website you will find more extensive information about all our products. Also service information, such as service centre locations, spare parts information and manuals. Check out the FAQs, images and read the latest Thetford news. Of course, our Customer Service team will be happy to help you if you have any remaining questions about Thetford and our products.

Through the Thetford Extranet* our professional customers have exclusive access to more technical product information: various manuals, warranty policies, spare parts, repair instructions, trouble shooting and more...



* Professional customers can access the Thetford Extranet via www.thetford-europe.com: Partners and press. You can enter with your familiar log in or register for free.



For more information about our products visit www.thetford-europe.com

**EUROPEAN HEADQUARTER**

Thetford B.V.
Nijverheidsweg 29
Postbus 169
4870 AD Etten-Leur
Nederland

T +31 (0)76 5042200
F +31 (0)76 5042300
E info@thetford.eu

UNITED KINGDOM

Thetford Ltd.
Unit 6
Brookfields Way
Manvers
Rotherham
S63 5DL, England

T +44 (0)844 997 1960
F +44 (0)844 997 1961
E infogb@thetford.eu

GERMANY

Thetford GmbH
Schallbruch 14
42781 Haan
Deutschland

T +49 (0) 2129 94250
F +49 (0) 2129 942525
E: infod@thetford.eu

FRANCE

Thetford S.A.R.L.
Bâtiment Le Californie
11, Rue Rosa Luxembourg
BP 40204 Eragny sur Oise
95614 Cergy PONTOISE Cedex
France

T +33 (0)1 30 37 58 23
F +33 (0)1 30 37 97 67
E infof@thetford.eu

ITALY

Thetford Italy c/o Tecma s.r.l.
Via Flaminia
Loc. Castel delle Formiche
05030 Otricoli (TR)
Italia

T +39 0744 709071
F +39 0744 719833
E infoi@thetford.eu

SPAIN AND PORTUGAL

Mercè Grau Solà
Agente para España y Portugal
C/Libertat
103-105 Baixos
08800 Vilanova i la Geltrú
Barcelona
España

T +34 (9) 3815 4389
F +34 (9) 3181 9339
E infosp@thetford.eu

SCANDINAVIA

Thetford B.V.
Representative Office
Scandinavia
Hönekullavägen 13
43544 Mölnlycke
Sverige

T +46 (0)313363580
F +46 (0)31448570
E infos@thetford.eu

AUSTRALIA

Thetford Australia Pty. Ltd.
41 Lara Way
Campbellfield VIC 3061
Australia

T +61 (0)3 9358 0700
F +61 (0)3 9357 7060
E infoau@thetford.eu